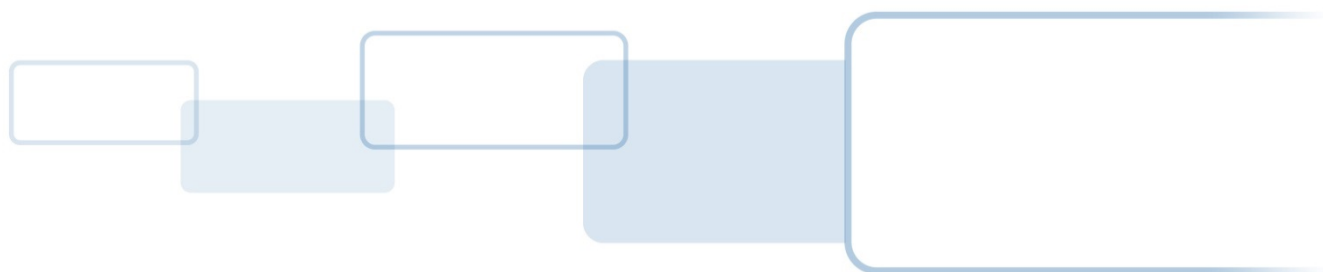


Card Identification Markings Application Note

AN0109, Rev. A.1
December 2014





Copyright

©2007 - 2014 HID Global Corporation/ASSA ABLOY AB.

All rights reserved. This document may not be reproduced, disseminated or republished in any form without the prior written permission of HID Global Corporation.

Trademarks

HID GLOBAL, HID, the HID logo, iCLASS, and Indala are the trademarks or registered trademarks of HID Global Corporation, or its licensors, in the U.S. and other countries.

MIFARE is a registered trademark of NXP B.V. and are used under license.

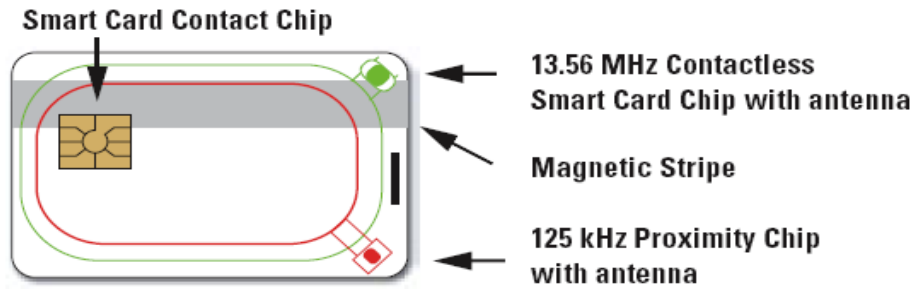
Contacts

For additional offices around the world, see www.hidglobal.com corporate offices.


North America & Corporate 611 Center Ridge Drive Austin, TX 78753 USA Phone: 866-607-7339 Fax: 949 732 2120	Asia Pacific 19/F 625 King's Road North Point, Island East Hong Kong Phone: 852 3160 9833 Fax: 852 3160 4809
Europe, Middle East and Africa Haverhill Business Park Phoenix Road Haverhill, Suffolk CB9 7AE England Phone: 44 (0) 1440 711 822 Fax: 44 (0) 1440 714 840	Brazil Condomínio Business Center Av. Ermanno Marchetti, 1435 Galpão A2 CEP 05038001 Lapa - São Paulo/SP Brazil Phone: 55 11 5514-7100
HID Global Customer Support: support.hidglobal.com	

1 Card Identification Markings

Each credential carries important markings that identify unique characteristics about the construction (for example, type of chip(s), capacity, revision and manufacturing facility). This information provides our development community with important information, like capacity, especially if they work with multiple types of cards on the same project.



The card identifying mark, generally printed on the back of the card in the lower left corner, consists of the HID logo, a card model designation, and the chip and manufacturer identifiers.



© **HID** iCLASS D RM, where:

- **D** = Multi-tech (Px = Prox, Wg = Wiegand)
- **R** = Revision of the chip inside the card (D = 2K, E = 32K and 16K)
- **M** = Location of manufacturing

The inkjet/laser marking determines the card formatting

- * = Programmed, 2K
- 1* = Programmed, 16K/2
- 2* = Programmed, 16K/16
- 3* = Programmed, 32K (16K/2 + 16K/1)
- 4* = Programmed, 32K (16K/16 + 16K/1)

Replacing any above asterisk (*) with a dash (-) signifies that the card is configured only.

1.1 DuoProx II and ISOProx II Cards

©HID 0008P

- **000** = 125 kHz Proximity chip with antenna
- **8** = Revision of chip inside the card
- **P** = Location of manufacturing

1.2 Embeddable Cards



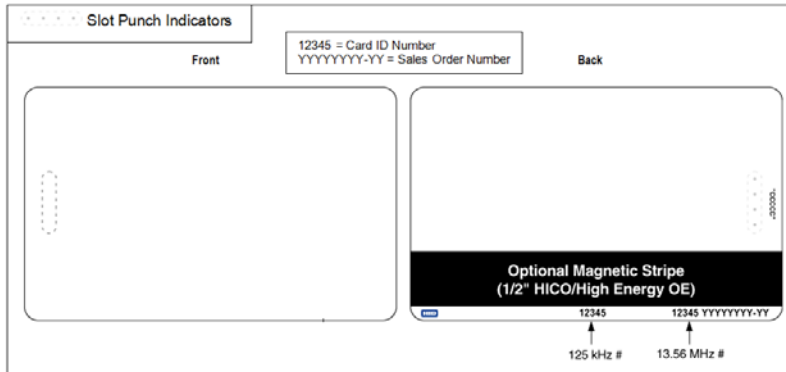
= Embeddable Card

1.3 Card Serial Marking

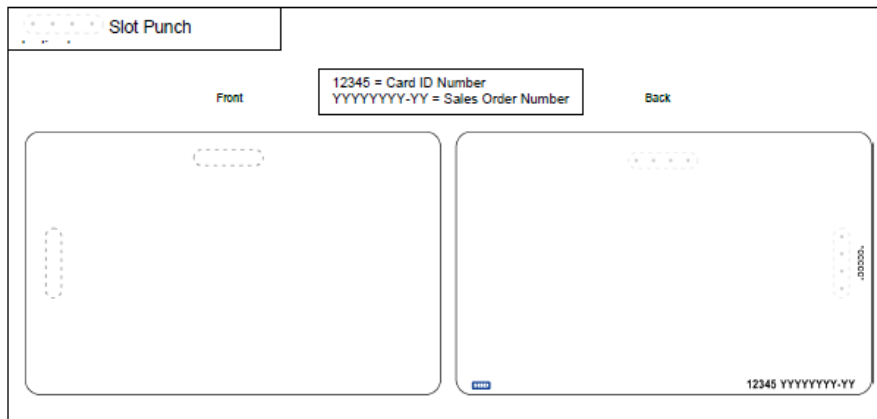
The external card number is located on the back of the card as indicated below, unless a custom marking location has been requested.

- **UHF** (860-960 MHz) Technology Cards - lower right hand corner
- **HF** (13.56 MHz) Technology Cards - lower right hand corner
 - Note:** MIFARE - Permanent Unique MIFARE 56 Bit serial # cannot be printed on card
 - Note:** iCLASS Clamshell - Top left-hand corner
- **Crescendo Cards** - upper right hand corner with multiple technology cards unless otherwise requested
- **125 kHz Proximity**
 - Clamshell and ProxCard II - top left hand corner on back of card
 - Duo & ISO Prox II - bottom right hand corner
 - Dual iCLASS - bottom center when marked with both technologies
 - Dual MIFARE - bottom left center when marked with both technologies
 - Dual MIFARE - located bottom right for Proximity Format Programming only
 - Indala - bottom right hand corner
 - Indala - 4 marking positions based on part number
 - **A** marking designation - lower left corner flat side
 - **C** marking designation - lower right corner flat side
 - **K** marking designation - lower left corner embossed side
 - **M** marking designation - lower right corner embossed

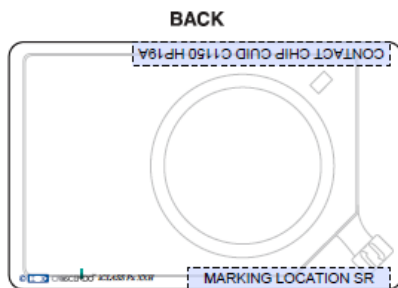
Dual Technology 13.56 MHz and 125kHz



DuoProx II, ISO Prox II, HITAG, (lower right corner)



Crescendo (upper right hand corner)



Clamshell, ProxCard II (upper left hand corner of card)

